2023 3 6

2023 7 13

2023 8 27

2023 12 22

1

2020 **2021** **2022** **2023** **9**

72,418.02 66,672.49 69,101.98 **80,642.25**

21.64% 18.91% 23.08% **28.64%**

2020 **2021** **2022** **2023** **9**

2,233.07 2,167.89

3,927.83 **3,445.44** 2.79% 2.92%

5.03% **3.88%**

2

2020 **2021** **2022** **2023** **9**

33,652.73 50,530.82 68,481.69 **42,408.00**

10.06% 14.33% 22.88% **15.06%** **2020** **2021** **2022**

2023 **1-9** 8,475.13 / 9,997.09

/ 10,417.51 / **10,154.15** **/**

1

2020 2021 2022 2023 1-9

281,090.91 370,195.65 311,864.09 **271,349.84**

15,991.66 16,523.93 847.58

15,741.00

2022

2

2020 2021 2022 2023 1-9

14.39% 10.87% 7.85% **13.46%**

2023 1-9

3

2020 2021 2022 2023 1-9

74.89% 86.09% 68.20% **68.47%**

2023 **73.80%**

1

75,637.01

27,457.60 48,179.41

2023 9 30

11.00

2

3

4

16.12% 10.81%

2023 1-9 10,635.55

9,546.44

114.36

17.60%

5

28.38%

A

1

2023

2

3

2023 3 7 4.50 /

20 A 80%

20 = 20

/ 20

2023 4 25 2022 2022

2022 12 31 494,685,819

10 1.00 49,468,581.90

2023 6 19

4.40 /

4 **44,444,445**

62,403,630 **12.61%**

30%

5 36

1.006

7

8

9

12

..... 1

..... 2

.....

.....

.....
.....
.....
..... 97
.....
.....
.....
.....
..... 98
..... 99
.....
.....
.....
.....
.....
.....
.....
..... 108
.....

1

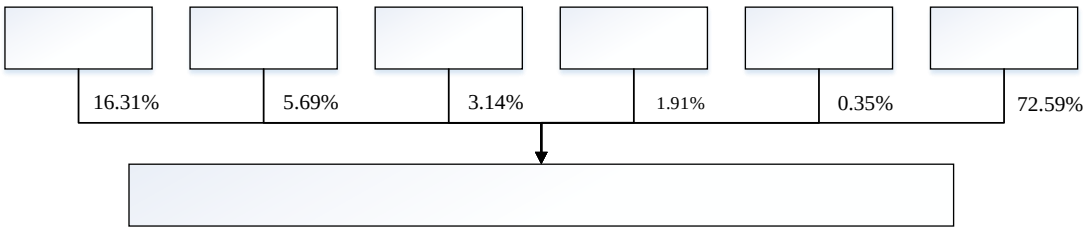

2

1			80,695,965	16.31%
2			28,145,855	5.69%
3			15,530,995	3.14%
4			9,472,899	1.91%
5			6,333,200	1.28%
6			5,100,000	1.03%
7			4,952,000	1.00%
8			3,241,670	0.66%
9			3,132,800	0.63%
10			3,043,230	0.62%

1

2

1

2

3

1

2

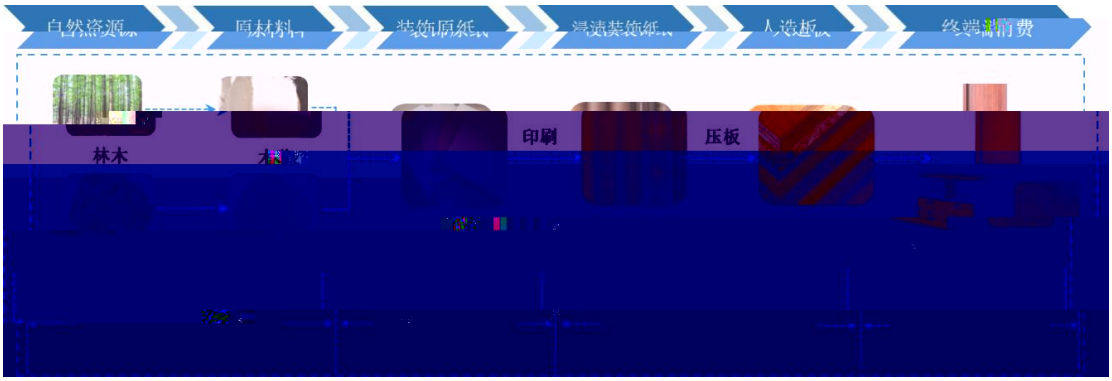

3

2

2023 7 10

16

2023 7 12 13

2023 7 24

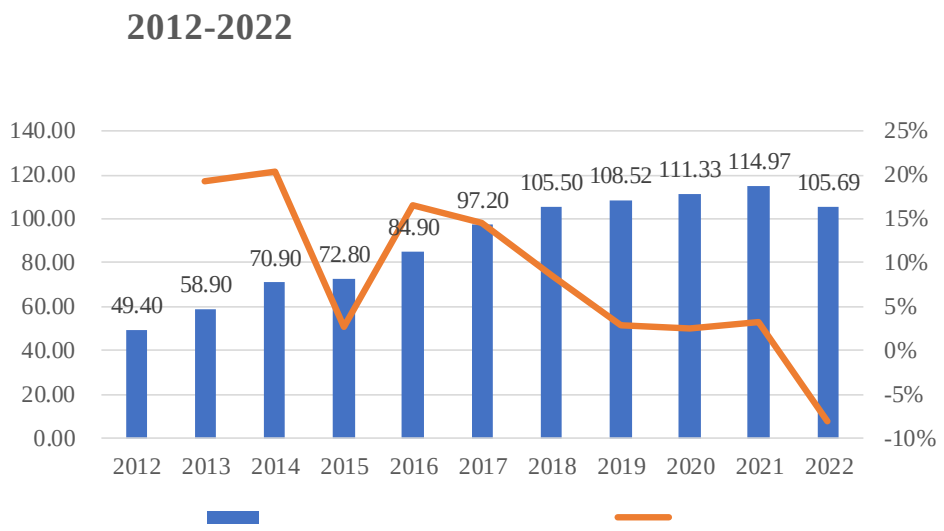
2012-2022
140.00
120.00
100.00
80.00
60.00
40.00
20.00
0.00
25%
20%
15%
10%
5%
0%
-5%
-10%
49.40
58.90
70.90
72.80
84.90
97.20
105.50
108.52
111.33
114.97
105.69
2012
2013
2014
2015
2016
2017
2018
2019
2020
2021
2022

3

4

1

2

2023 7 10

16

2023 7 12 13

2023 7 24

1

1

2

3

	

	

1

1

		/
	25	**52.99**

	2023 1-6	2022	2021	2020
	16.05	**31.10**	**38.08**	**31.98**

		2023 1-6	2022	2021	2020
					-
					-
					-

	2# 2022 4 2# 2# 2022 1 4
	15# 2022 5 2023 3

	15# 15# 15# 2023 3 15# 4,167 / 2023 3-6 1,671 2,344 2,729 2,185 2023 7 3,962
	25# 26#
	23#
	2022

	2023 1-6	**2022**

	2023 4-6

2

2023 1-6						
2022						
2021						
2020						

	2023 1-6		**2022**		**2021**		**2020**	

	[redacted]								
		[redacted]	**100.00%**	**308,371.68**	**100.00%**	**336,166.45**	**100.00%**	**217,562.15**	**100.00%**

[redacted]

1	[redacted]						
2							
3							
4							
5							
6							
7							
8							
9							
10							
11							
12							

[redacted]

				m²	
1		07-1025522	22	4,575.52	
2		07-1015976	22	1,265.28	
3		07-1015977	22	493.16	
4		07-1015978	22	876.51	
5		07-1015979	22	6,360.13	
6		07-1015980	22	12,981.01	
7		07-1015981	22	2,371.91	
8		07-1015982	22	2,979.99	
9		07-1025902	22	22,310.16	
10		07-1025903	22	8,740.43	
11		07-1025904	22	3,751.01	
12		07-1054542	22	14,605.06	

' ú › €D, Qb **8** È

#ô Š 2 d#ô 5 †•YR„ ë_ / ‘Rs€ ,0

¤

1

1

1

2

3

4

3

4

5

6

7

30

2023 3 6

2023

2023 3 6

1

2

3

2022 3 15

150 /

440.00

4

1

2021 4 15

5,000.00

2021 4 16 2021 7 20 2,500.00

1,250.00

1,250.00 2022 12 15

2

2021 11 16

8,000.00

2021 12 16 4,000.00

4,000.00

1,250.00 4,000.00

5,250.00

5

6

7

2023 9 30

		28,086.66	-
		113.84	-
		711.34	-
		-	-
		42,367.83	-
		-	-

		-	-
		8,986.93	-

1

2023 9 30 28,086.66

		4,050.23		R1
		1,018.32		R1
	1	5,016.29		
		10,039.58		PR1
	“ ”	2,064.05		
		701.62		2
	“ ”	3,248.57		
	“ ”	1,847.77		
	“ ”	100.23		
		28,086.66	-	-

2023 9 30

2

2023 9 30 113.84

	44.12	38.75%
	60.94	53.53%
	8.79	7.72%
	113.84	100.00%

2023 9 30

3

2023 9 30 711.34

	221.01	31.07%
	490.33	68.93%
	711.34	100.00%

2023 9 30

4

2023 9 30 42,367.83

		2,149.00		
		34,188.76		
		6,030.07		
		42,367.83	-	-

2023 9 30

5

2023 9 30

	11,070.93	**100.00%**

2023 9 30

6

2023 9 30 8,986.93

	167.01	1.86%
	8,168.86	90.90%
	651.06	7.24%
	8,986.93	100.00%

2023 9 30

7

2023 9 30

	2022.3.15	440.00	-				

1

2

3

2023

4.13%

2020 2021 2022 2023 1-9

	2023 1-9	2022	2021	2020
	271,349.84			
	234,832.52			
	36,517.32			
	13.46%			
	17,381.40			
	15,828.05			

2020 2021 2022 2023 1-9 14.39%

2022 9 9

2022 210

15,000

1

2

2020 1 1

2022 10 26

2022 604

40,000

74

1.

1

2

2022 604

2020 1 1

3

2021 6 17

70,000

2022 9 14 2022

07020

10,500

1

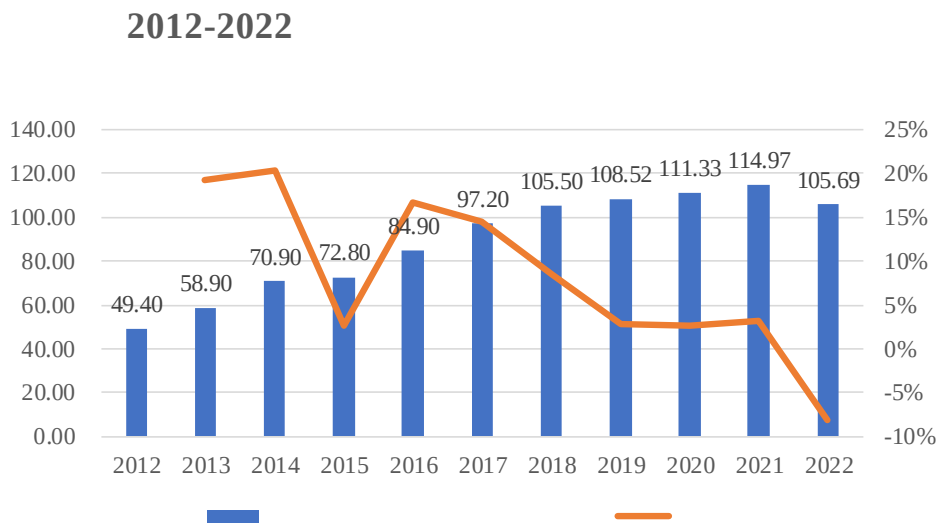
2012-2022
140.00
120.00
100.00
80.00
60.00
40.00
20.00
0.00
25%
20%
15%
10%
5%
0%
-5%
-10%
49.40
58.90
70.90
72.80
84.90
97.20
105.50
108.52
111.33
114.97
105.69
2012
2013
2014
2015
2016
2017
2018
2019
2020
2021
2022

2

3

4

2023 6 30

76.59 2011 9 1 102.39 2021 7 12

25.20% 51.68 2015 12 29 48.20% [1]

---

[1]

1

2

1

2

2004 12

				16.31%

3

4

5

2023 7 31

,[illegible]

4

5

6

7

8

9

10

2

2023 12 22

“ ” “ A

44,444,445 62,403,630

”

44,444,445

62,403,630 12.61%

19,555.56

27,457.60

		19,555.56 27,457.60

135,601,778 27.41%

180,046,223

198,005,408 **33.40%**

35.54%

2023

19,555.56

27,457.60

	2023 1-6	2022	2021	2020
	148,560.92	271,381.61	338,957.42	268,338.04
	14.95	26.74	34.50	32.09
/	9,939.43	10,148.90	9,824.85	8,362.05
	13,103.48	23,348.11	32,623.69	25,213.49
	1.22	2.16	2.97	2.60
/	10,711.81	10,830.84	10,982.94	9,689.68

95%

9%

	2023 1-6	2022	2021	2020
	65.66%	**68.20%**	**86.09%**	**74.89%**

1

2

3

1

2

3

1

2

3

4

		75,637.01	**100.00%**	**-**

		11,646.06

2

		7,006.79

3

		/		
	1 3800	**-**	**-**	**-**
1		1	105.00	105.00
2		1	110.00	110.00

3		1	22.00	22.00
4		2	110.00	220.00
5		2	40.00	80.00
6		2	5.00	10.00
7		4	6.00	24.00
8		1	105.00	105.00
9		1	60.00	60.00
10		1	13.00	13.00
11		1	75.00	75.00
12		2	20.00	40.00
13		2	5.00	10.00
14		4	6.00	24.00
15		1	20.00	20.00
16		1	8.00	8.00
17		1	95.00	95.00
18		1	960.00	960.00
19		1	320.00	320.00
20		1	195.00	195.00
21		1	420.00	420.00
22		1	680.00	680.00
23		1	96.00	96.00
24		1	175.00	175.00
25		1	90.00	90.00
26		1	950.00	950.00
27		1	120.00	120.00
28		1	13,556.50	13,556.50
29		1	8,205.00	8,205.00
30		1	1,631.00	1,631.00
31		1	650.00	650.00
32		1	86.00	86.00
33		1	50.00	50.00
34		3	55.00	165.00
35		2	225.00	450.00
36		2	225.00	450.00
37		22	4.00	88.00
38		1	780.00	780.00

5

6

		2	**4**	**6**	**8**	**10**	**12**	**14**	**16**	**18**	**20**	**22**	**24**

1

2

3

1

2

3

1

2

2023 1-9 10,635.55

	1 80%	2~14
	64,000.00	80,000.00
/	10,000.00	10,000.00
	64,000.00	80,000.00

2

3

2023 1-9

13,000 / 4,600 /

	1 80%	2~14
	43,127.58	53,909.47
	5,511.87	6,889.84
	53,810.19	67,100.28

	1 80%	2~5	6~14
	3,226.09	4,018.18	3,999.18
	4,864.49	6,066.18	6,047.18

3

4,952.20

	1 80%	2	3	4	5	6~14
	53,810.19	67,100.28	67,100.28	67,100.28	67,100.28	67,100.28
	199.69	249.61	249.61	249.61	249.61	249.61
	4,864.49	6,066.18	6,066.18	6,066.18	6,066.18	6,047.18
	5,125.64	6,583.93	6,583.93	6,583.93	6,583.93	6,602.93
	1,281.41	1,645.98	1,645.98	1,645.98	1,645.98	1,650.73

	3,844.23	4,937.95	4,937.95	4,937.95	4,937.95	4,952.20

4

1

2020 2021 2022 2023 1-9

		2023 1-9	2022	2021	2020	
		233,431.94	271,381.61			278,027.25
/		9,849.64				9,546.44
	67,100.28	204,492.62	252,391.52			248,248.97
/	8,387.54	8,628.55				8,527.96
	6,738.68	6,717.32				6,683.56
	861.23	1,025.25				975.59
		239.84				241.08
		462.80				444.35
	16.12%	12.40%	7.00%			10.81%

16.12%

2023 1-9

10,635.55 /

11,570.49 /

9,546.44 /

2023 1-9

975.59

2023 1-9

861.23

2

	2023 1-9	2022	2021	2020
	4.46	5.00		
	4.64	4.96		
	16.14%	11.14%		
	1.26	1.76		
	1.32	1.67		
	17.14%	11.63%		

16.12% 2023 1-9

16.14% 2023 1-9

17.14%

17.60%

5

	2022	2021	2020
	20.35%		
			16.12%

2023

1-9 10,635.55

2

4,284.04

2020-2022

2020-2022

2020-2022				
	T+3	T+4~T+7	T+8	T+9~T+16
a	4,284.04	4,284.04		
1				

b				
c	64,000.00	80,000.00	80,000.00	80,000.00
d=b+c				
a/d				
	2			
e				
f	3,844.23	4,937.95	4,952.20	4,952.20
g=e+f	15,093.68	16,187.40	16,201.65	16,201.65
a/g	28.38%	26.47%	26.44%	26.44%

2020-2022

1.11% 28.38%

		20

20

11.8

6.8

20

3800mm

20

2023 3 6

2023 7 13

2023 8 27

2023 12 22

2020 2021 2022 2023 9

72,418.02 66,672.49 69,101.98 **80,642.25**

21.64% 18.91% 23.08% **28.64%**

2020 2021 2022 2023 9

2,233.07 2,167.89

3,927.83 **3,445.44** 2.79% 2.92%

5.03% **3.88%**

2020 2021 2022 2023 9

33,652.73 50,530.82 68,481.69 **42,408.00**

10.06% 14.33% 22.88% **15.06%** **2020 2021 2022**

2023 1-9 8,475.13 / 9,997.09

/ 10,417.51 / **10,154.15 /**

2020 2021 2022 2023 1-9

281,090.91 370,195.65 311,864.09 **271,349.84**

15,991.66 16,523.93 847.58

15,741.00

2022

2023 9 30

82.13 2011 9 1 102.39 2021 7

12 **19.79%** 51.68 2015 12 29 **58.92%**

75,637.01

27,457.60 **48,179.41**

2023 9 30

11.00

16.12% 10.81%

2023 1-9 10,635.55

9,546.44

114.36

17.60%

28.38%

宋洪升

李贤明

李润生

张淑芳

齐峰新材料股份有限公司

2024年 1月 1日

一、发

本

完整；

担相应

行人及全

公司及全体

存在虚假

法律责任

李学

宫本

峰

刘永

高

李安

刚

孙文

东

荣

第七节 与

体董事、监

董事、监事、高

记载、误导性陈

声明

声明

说明书内容真实、准确、

信原则履行承诺，并承

李安东

王 新

王东明

李文海

三、保荐人（主承销商）意见（一）

四、发行人律师声明

本所及经办律师已阅读募集说明书，确认募集说明书内容与本所出具的法律意见书不存在矛盾。本所及经办律师对发行人在募集说明书中引用的法律意见书的内容无异议，确认募集说明书不因引用上述内容而出现虚假记载、误导性陈述或重大遗漏，并承担相应的法律责任。

律师事务所负责人：

许郭晋

经办律师：

五、会计师事务所声明（一）

本所及签字注册会计师已阅读募集说明书，确认募集说明书内容与本所出具的审计报告（大信审字[2022]第3-00158号）等文件不存在矛盾。本所及签字注册会计师对发行人在募集说明书中引用的审计报告等文件的内容无异议，确认募集说明书不致因上述内容出现虚假记载、误导性陈述或重大遗漏，并对其真实性、准确性、完整性、及时性承担相应法律责任。

大信会计师事务所（特殊普通合伙）

2024年1月1日

关于签字注册会计师离职的说明

本所作为齐峰新材料股份有限公司2020年度的审计机构，出具了审计报告（大信审字[2021]第3-00158号），签字注册会计师为沈文圣和王庆宾。

王庆宾已从本所离职，故无法在《齐峰新材料股份有限公司2023年度问特定对象发[redacted]

大信会计师事务所（特殊普通合伙）

2024年1月1日

1

2

1

2

3

2

齐峰新材料股份有限公司

董事会

2024年1月1日